

Shape Of the Day

<http://www.funwithmama.com>

Glue here


Glue here

Directions: Cut out the shape of the day piece, laminate, then add a Velcro dot in the middle of the shape of the day piece.

Cut out shapes on the next page, laminate, and add Velcro to the back of the shape pieces.

Directions for the pocket piece on the right is below:


Directions: Cut on the lines, fold on the dashed line and glue to make a pocket for your shapes.




Circle




Heart




Triangle




Crescent




Square




Rectangle




Oval



Diamond



Star



Arrow